

Rain Classroom Manual for Students



CONTENTS

Part 1 What is Rain Classroom?

Part 2 Prepare Work

Part 3 Learn with Rain Classroom

Part 1

What is Rain Classroom?

Teachers' scientific research achievements, Tsinghua University.



Prof. Yu Xinjie
Department of Electrical
Engineering



Prof. Li Manli
Institute of Education



Prof. Zhu Guiping
Department of Electrical
Engineering



Prof. Liu Zhen
School of Marxism



Prof. Ma Yuchun
Department of Computer
Science and Technology



Asst. Director Wang Shuaiguo
Online Education Office



我录的声音
my own voice recordings



- Rain Classroom is a new type of smart toolbox for teaching, jointly developed by Tsinghua University and XuetangX.
- It has been specially designed to be used in a blended learning model.

Part 2

Prepare Work

FOR STUDENTS

- Smart phone only: networking and WeChat

Step 1: Download WeChat



- It is a free app.
- It is a quite popular free communicate tool in China.
- No matter the Chinese or foreigners, could use your phone number to register.
- Download WeChat from any app store

Step 2: Follow Rain Classroom Official Accounts

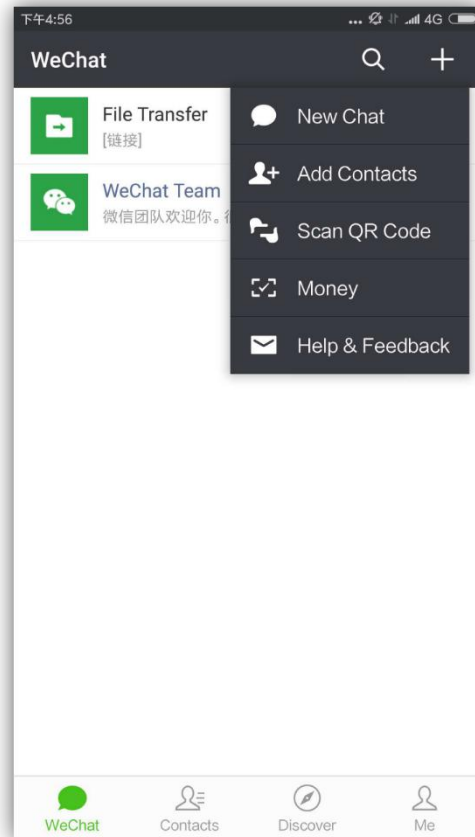


- Use WeChat to scan the QR code
- Follow Rain Classroom Official Accounts

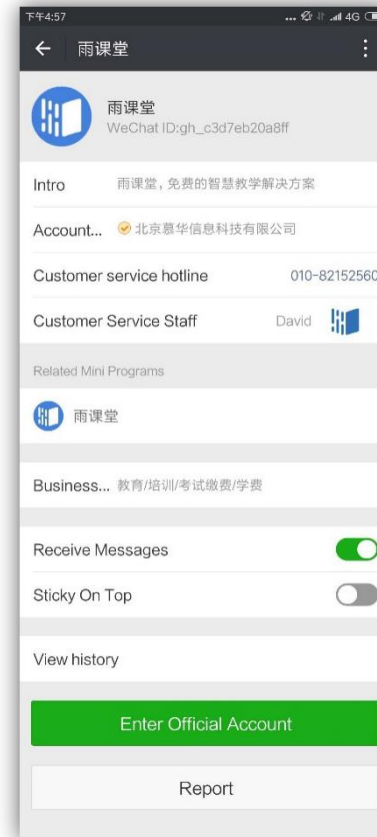
Follow Rain Classroom Official Accounts



Use WeChat to scan the QR code



- (1) Click [+]
- (2) Click 'Scan QR Code'



- (3) Click the green icon to follow RC Official Accounts



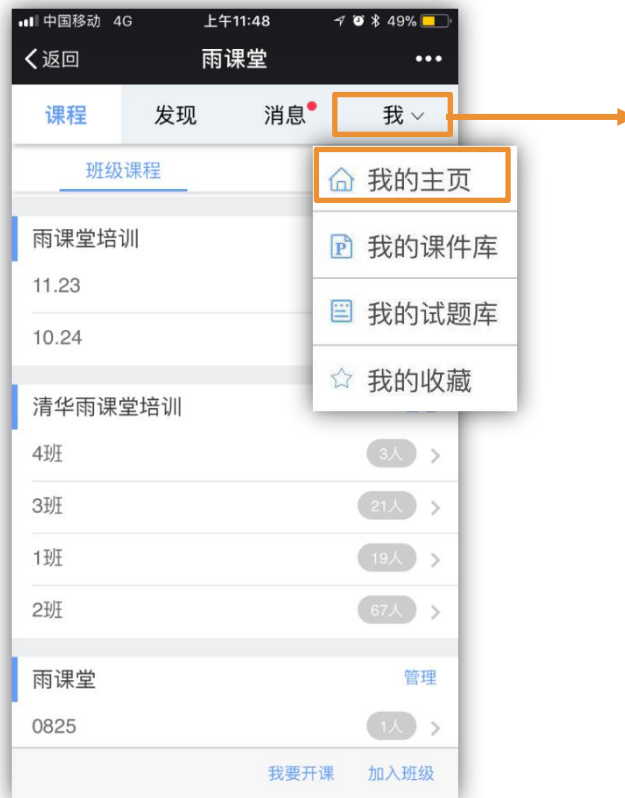
- (4) Enter RC Homepage
RC , is short for Rain Classroom

Tips:

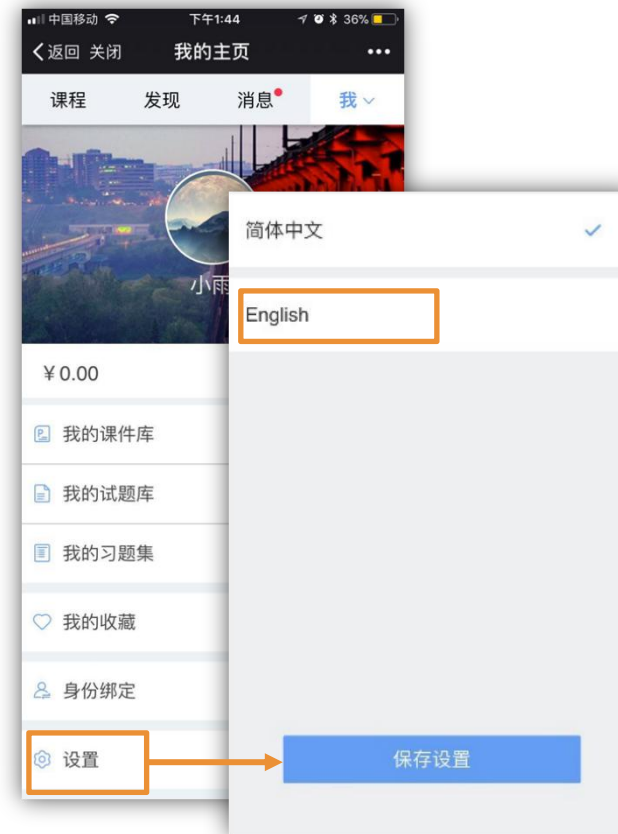
If you use WeChat for the first time, the operating language is English, then the rain classroom defaults to the English interface. If not, you can manually switch languages as follows:



- (1) Click 'Me' on the bottom of the page.
- (2) Click 'Courses'



- (3) Click '我' in the top right corner
- (4) Click '我的主页'

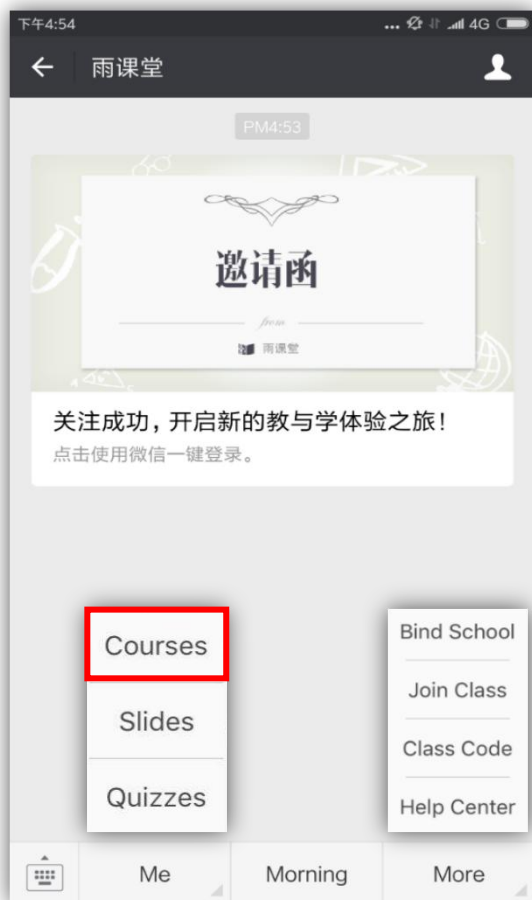


- (5) Click '设置' on the bottom of the page.
- (6) Click 'English' and save your setting.

Part 3

Learn with Rain Classroom

Join in the courses and classes



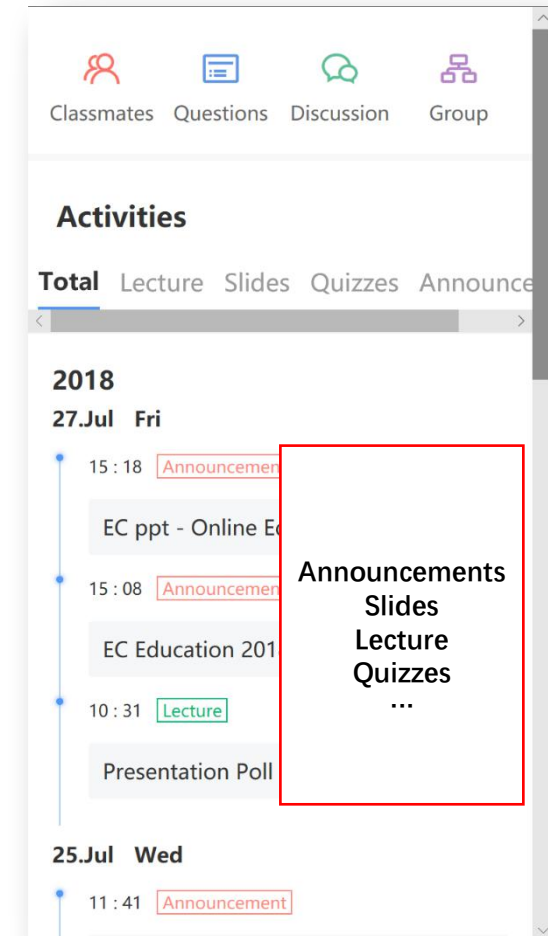
Enter Rain Classroom (RC) Homepage

Receive all kinds of notices and messages from RC.



Join in the courses and classes

Click the link given by the instructor, scan the QR code or use the Invite Code.

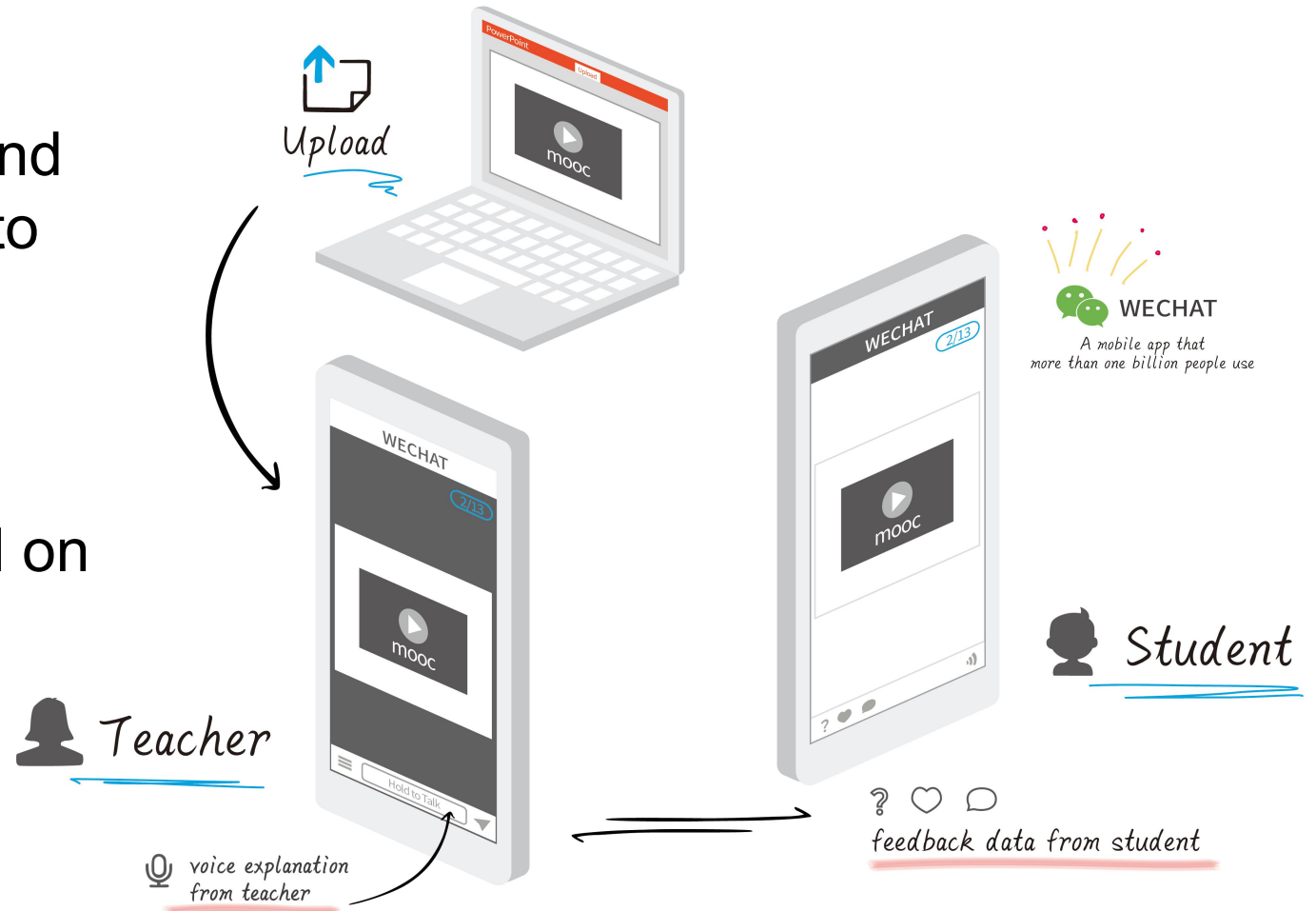


Begin your learning journey

Receive all kinds of learning materials from RC.

Before Class

- Teachers prepare, upload and send the preview materials to students through Rain Classroom;
- Students learn the learning materials teachers prepared on phone;
- Teachers check students' learning progress.



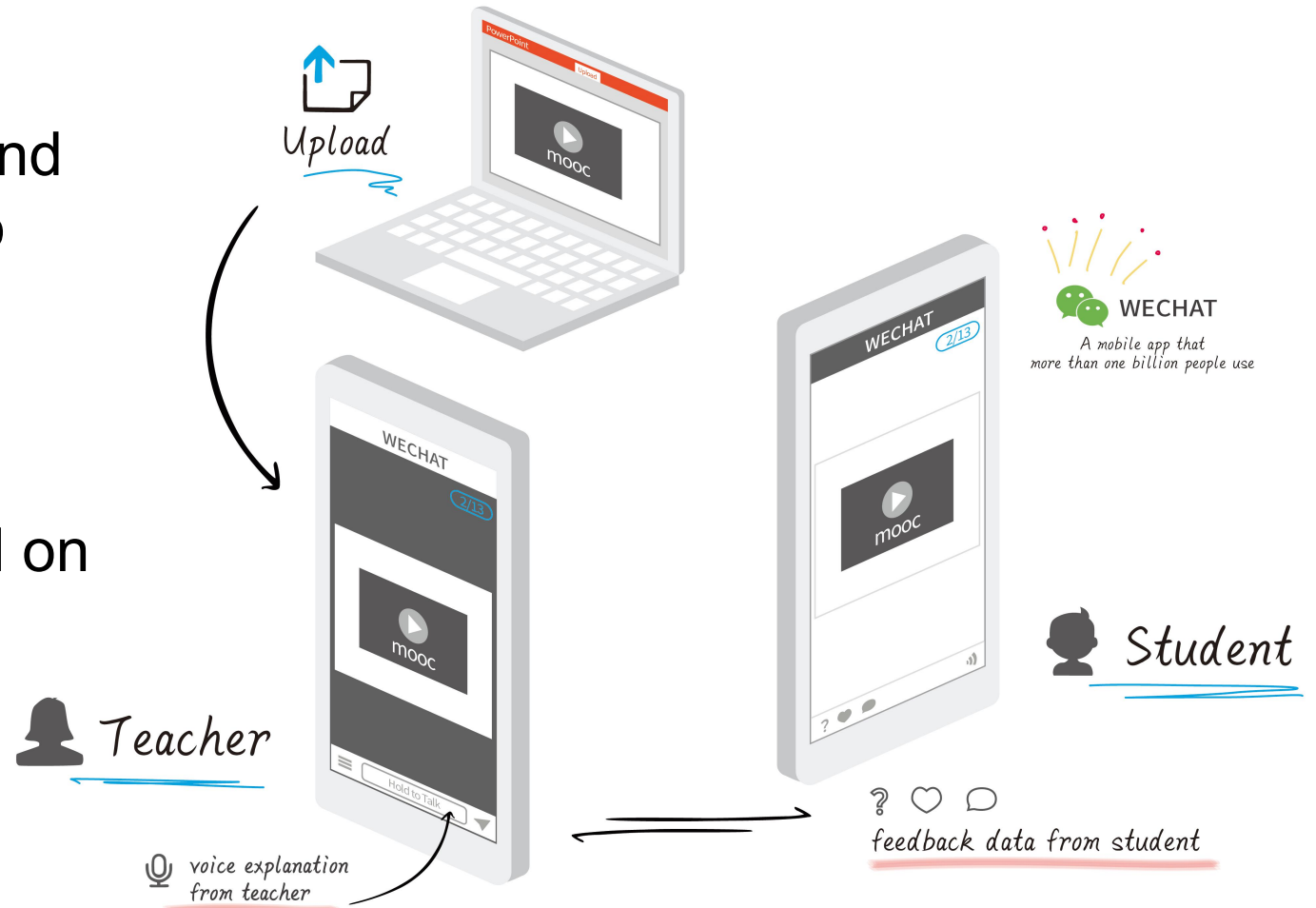


In Class

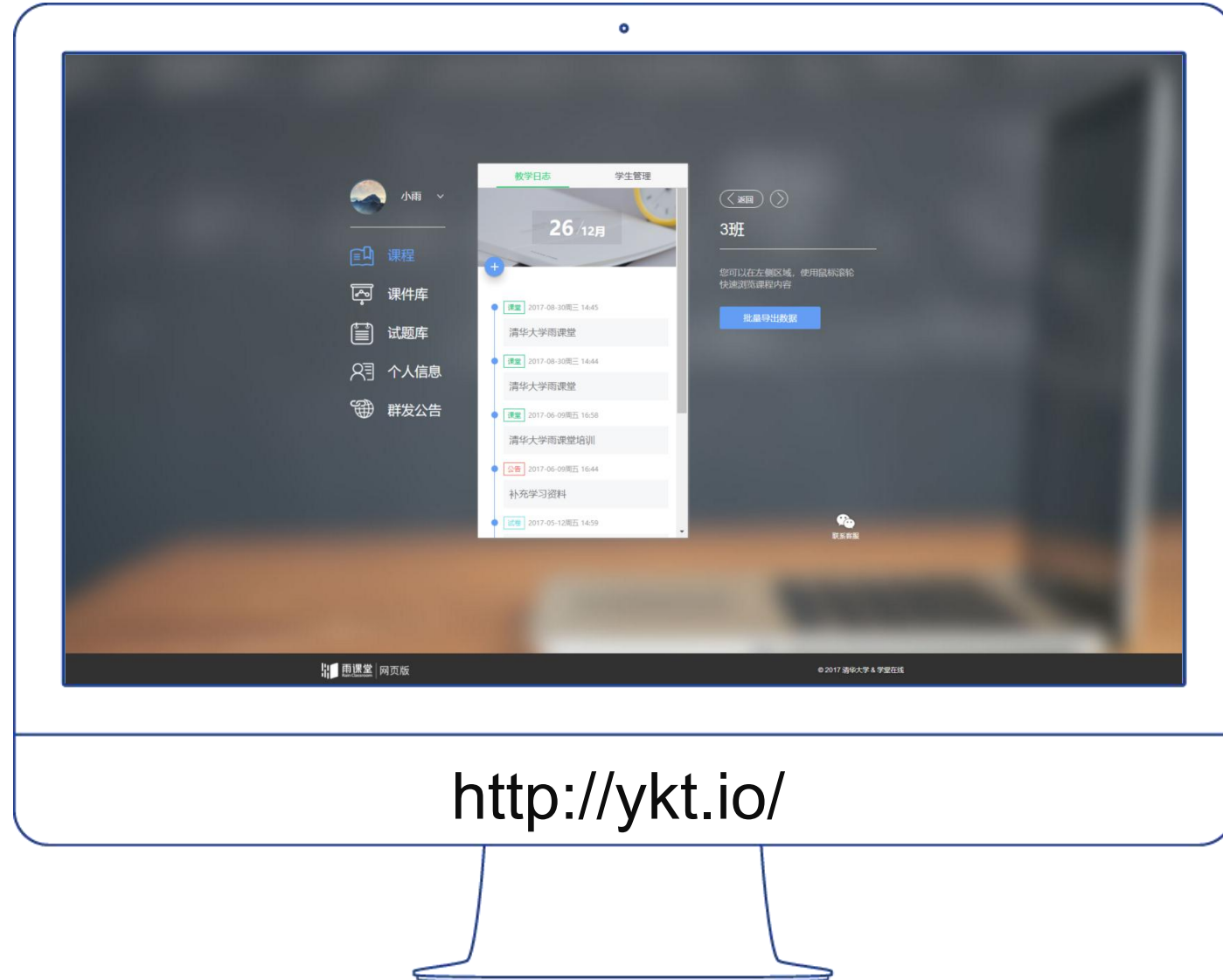
- **Receive the slides synchronously from teachers;**
- **Mark unclear points on phone, which would be presented to teachers synchronously and anonymously;**
- **Finish the quizzes teachers assigned in limited time;**
- **Post & live commenting;**
- **Review or reply the course if needed.**

After Class

- Teachers prepare, upload and send the review materials to students through Rain Classroom;
- Students learn the review materials teachers prepared on phone;
- Teachers check students' learning progress.



You can also try the Rain Classroom Web Version



<http://ykt.io/>

Welcome to use Rain Classroom!

Help center: <http://ykt.io/help?list=10>

Telephone support: 400-099-6061

E-mail: yuketang@xuetangx.com